


Toolooa State High School - Our school at a glance

	PO address	PO Box 8109 Gladstone South 4680
	Phone	(07) 4971 4333
	Fax	(07) 4971 4300
	Email	the.principal@toolooashs.eq.edu.au
	Website or Contact Person	www.toolooashs.eq.edu.au

Principal's foreword

Introduction

Our school's aim is to provide a safe, supportive and academically challenging environment which maximises the pathways for transition for all students from primary school into high school and from school to work, training and tertiary study.

Toolooa's role in the community is to help our young people fulfil their potentials and to transition into adult life as happy, healthy and productive citizens. We provide a broad academic and vocational curriculum allied to innovative and high quality programs, expanding our students' educational experiences through links to the Central Queensland University, TAFE and large, medium and small enterprises in the Gladstone area.

Future outlook

While continuing with the many outstanding programs and initiatives already implemented, the following broad strategies and themes emerged from the Triennial School Review to direct Toolooa State High School in continually improving its performance in achieving its aims through to 2009:

Developing a strong culture of continual improvement of student results by teachers and students

Maximising each student's academic potential in the Middle and Senior Phase of schooling and valuing and celebrating their successes

Improving Year 12 exit results in OP, QTAC offers, QCE and Vocational Certification

Maximising and supporting informed student choices in academic and vocational learning in the Senior and Middle schools

A Middle Phase 'Common Assessment and Planning Strategy' across all faculties

Implementing intra- and inter-school moderation and program accreditation practices in the Middle Phase of Schooling linked with QCAR implementation

Providing timely and effective professional development and training for staff in Essential Learnings, curriculum development, assessment, reporting and moderation practices

Linking with feeder schools to attract a the full range of academically and vocationally orientated students to Toolooa SHS

School Profile

2006 saw Toolooa still growing strongly, up from 900 students in 2005 to 975 in 2006 and 965 in 2007 across years 8 to 12 – with parents recognising the range and quality of our curriculum, the strong ethos of pastoral care and our commitment to getting them a start on adult life as confident and capable young men and women.

Curriculum offerings

Our distinctive curriculum offerings include offering electives in Year 8, with English, Mathematics, Science, Physical Education and the Study of Society and the Environment as the core subjects in Years 8, 9 and 10. Distinctive subjects and programs include:

- Dance (Junior)
- Media (Junior)
- Film and Television (Senior)
- The Gladstone Schools Engineering Skills Centre (Senior)
- The Flexible Learning Centre (Junior)

Extra curricula activities include:

- All Port Curtis sports
- Chess Club
- Rifle Club
- Fishing Club
- Instrumental Music
- Amnesty International
- Environmental Sustainability Student Group
- Maths, Science and Robotics competitions

Toolooa has over 300 computers, with many based in 6 computer labs to assist learning in ICT specialist subject, including Information Technology Systems, Information Processing and Technology, Film and Television, Media and Graphics, Business Computing and Technology. Others are based in pods throughout the school's buildings and the Resource Centre to facilitate individual student research and learning. Others are located in staff rooms and linked to multimedia projectors in classrooms to facilitate innovative teaching practices.

Social climate

Toolooa's very happy, safe and challenging environment is based on the core value that:

"Every member of our school community, whether staff, student, parent or visitor, will act at all times with the safety and dignity of themselves and others in mind".

Toolooa High continues to expand its range of innovative and distinctive strategies that are responsive to our community and our student's needs in partnership with industry, other

government agencies and other schools. While down from 86% in 2006 to 76% in 2007, our parent satisfaction that this is a good school and that it provides a good education remains very high, with reviews of our 'Keep Safe' policy ensuring that we continue to provide a safe, tolerant and disciplined learning environment for all of our students.

Involving parents in their child's education.

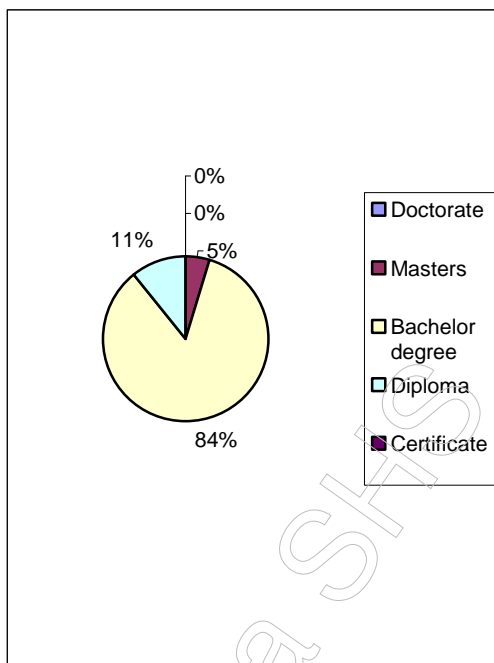
Our "Families Matter" group continues to help us engage with a large and growing group of parents interested in their child's education – a process ably assisted by Mrs Debbie Bletchley, our Parent Liaison Officer appointed in 2006. Our P&C continues to offer strong support for the school in providing advice on our policies and practices as well as securing funding to complete the air-conditioned whole school in 2006, including staff rooms. Enhancing the teaching and learning conditions significantly over the summer months. The P&C meets on the second Wednesday of the month at 7.30 pm in the administration building.

Toolooa SHS

Our staff profile

Qualifications of all teachers.

Highest level of Attainment	Percentage of classroom teachers and school leaders at the school
Doctorate	0
Masters	3
Bachelor degree	54
Diploma	7
Certificate	0



Expenditure on and teacher participation in professional development.

The total funds expended on teacher professional development in 2007 was \$32 085. Toolooa's teaching and non-teaching staff underwent a wide range of professional and training development activities in 2007, with 70% engaged in formal professional development activities external to the school and 100% engaged in training and development within the school. While the School Opinion Survey shows that the satisfaction rate for that participation is still only at 58% this reflects an ever growing need for development and training as the school, Education Queensland and society experience increasingly rapid change.

The involvement of the teaching staff in professional development activities during 2007 was 100% with key activities in the Middle Phase of Schooling, particularly around aligning curriculum, planning, assessment and reporting through the A3 Planner and Essential Learnings.

Average staff attendance

For permanent and temporary staff and school leaders the staff attendance rate was 96% in 2007.

Proportion of staff retained from the previous school year.

From the end of the 2006 school year, 87% of staff was retained by the school for the entire 2007 school year.

Performance of our students

Student attendance

The average attendance rate as a percentage in 2007 was 88 %.

Key outcomes in the senior phase of learning

Apparent retention rates Year 8 to Year 12.	
Year 12 student enrolment as a percentage of the Year 8 student cohort.	87 %

Outcomes for our Year 12 cohort of 2007	
Total number of Senior Certificates awarded	133
Percentage of Overall Position (OP) -eligible students with OP 1-15	62 %
Percentage of students awarded Senior Certificates and awarded a Vocational Education and Training (VET) qualification	33%
Percentage of students awarded Senior Certificates with OP-eligibility or awarded a VET qualification	69%
Percentage of Queensland Tertiary Admissions Centre (QTAC) applicants receiving an offer	85 %

Post-school destination information

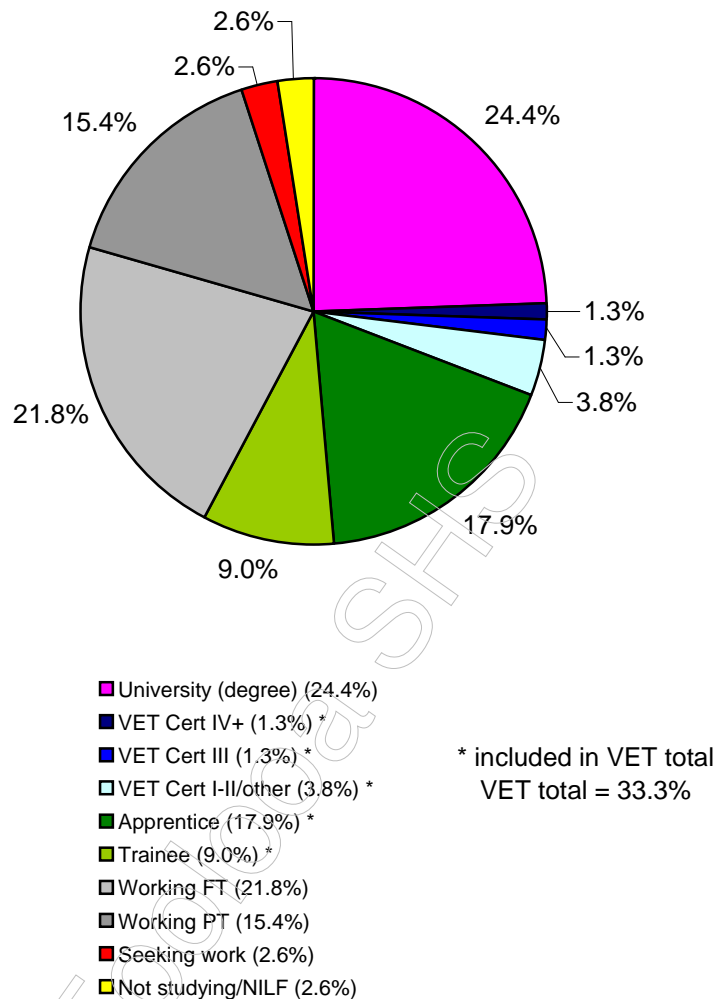
Main destinations

Figure 1

n destinations of Year 12 completers

Mai

Performance of our students



At the time of publishing this School Annual Report, the results of the 2007 Year 12 post-school destinations survey, Next Step – Student Destination Report for the school was not available. Information about these post-school destinations of our students will be posted to our website by early September.

Other Key Outcomes

Value added

Our School Accountability Data shows we are having significant success with one of our key strategies to improve literacy, numeracy and scientific skills in Years 8, 9 and 10 through the introduction of

Performance of our students

Essential, Recovery and Extension classes in English, Maths and Science. These classes are based upon accurate assessments of individual student needs (thought the Test of Reading Comprehension in Year 8, for example) and where we modify the curriculum, teaching and assessment to ensure that we meet the needs of all students, including those with special needs and the gifted and talented, by providing high levels of in-class support from teachers and teacher-aides.

2006 saw the establishment of a Head of Department for Special Needs, which indicates the depth of Toolooa's commitment to the large (and growing) group of students with special needs.

2007 saw the establishment of a Head of Department for Senior Schooling recognising the increasingly complex demands and multiple pathways being established for students from year 10 to year 12.

A range of strategies to support Indigenous students are firmly embedded in practice, with 2006 seeing a greatly increased team of Indigenous support staff, the engagement of more teachers and teacher-aides in Indigenous teaching and leadership programs. Under the leadership of Joy Kopelke and her 'Partners for Success' team, a range of Wilderness Programs and boys education programs were conducted in partnership with the Indigenous community, targeting in particular our Indigenous students who were struggling to remain engaged with education. The success of these program and practices can be judged from the fact that 2007 saw the largest ever number of Indigenous students enter Year 11 and 12 at Toolooa.

Parent, student and teacher satisfaction with the school

The 2007 survey data indicates that the percentage of parents who believe that Toolooa is a good school is 76% while satisfaction that their child is getting a good education at Toolooa is 76% – 4% short of Destination 2010 targets. 76% of students believe they are getting a good education at Toolooa, 4% short of the Destination 2010 targets. 57% of teachers were satisfied with morale in the school, while 58% were satisfied with their access to learning opportunities that relate to school and systemic initiatives.